


MI Sensor Application Note

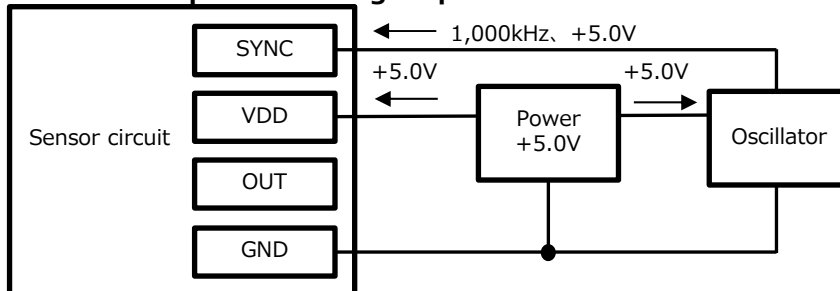
Recommended circuit for Type DM



No. AMI-QA-010
2020/5/18

Connection block diagram (multi-operation connection)

※No oscillator required for single operation

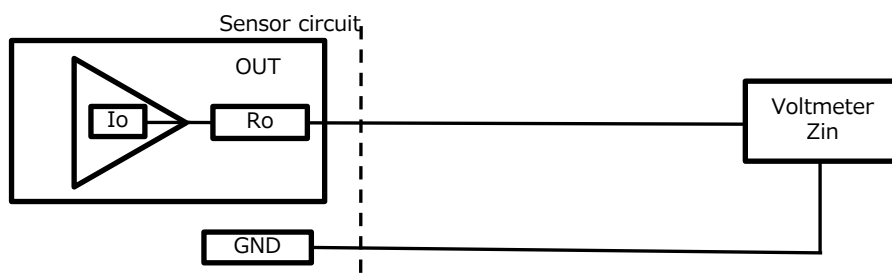


Recommended measurement block diagram

Sensor outputs table

Output	Symbol	Value	Unit
Output current	I_o	1	mA
Output resistance	R_o	51	Ω
Voltmeter input impedance	Z_{in}	1,000,000	Ω
Low-pass filter resistance	R_f	1,600	Ω
Low-pass filter capacity	C_f	10,000	pF

Standard measurement circuit



When configuring a low-pass filter

