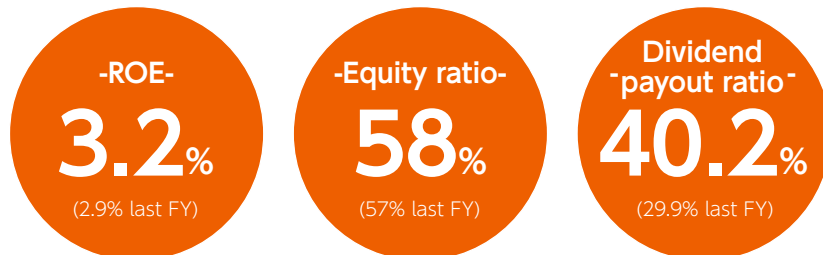
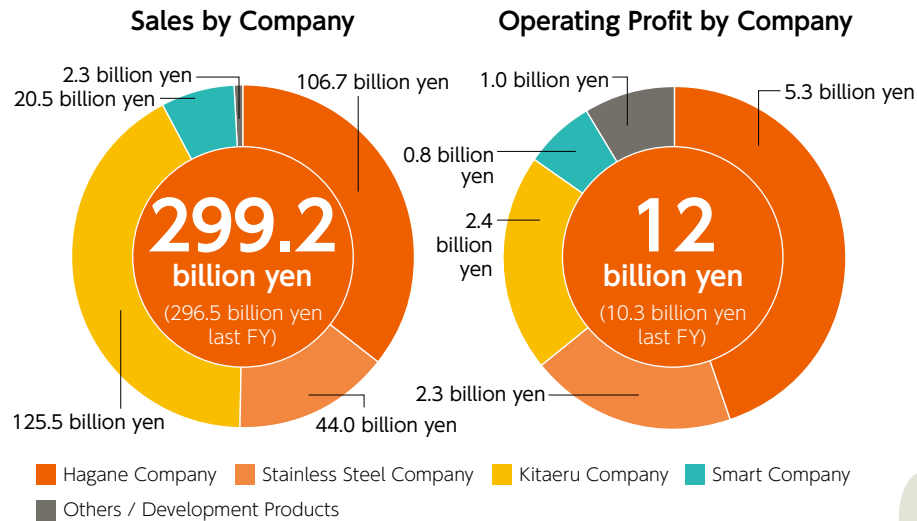


## At a Glance Aichi Steel in Numbers

Here we present data on the Aichi Steel Group's financial and non-financial information.

Celebrating our 85th anniversary this year, we continue to expand our global business while based in Aichi Prefecture, with the entire group united in daily efforts to help build a sustainable society.

### Financial data



### Non-financial data

Founded  
**85th**  
anniversary

**No. of employees**  
Non-consolidated  
**2,578**  
(2,639 last FY)  
Consolidated  
**4,522**  
(4,572 last FY)

**Byproduct recycling rate**  
**98.6%**  
(98.6% last FY)

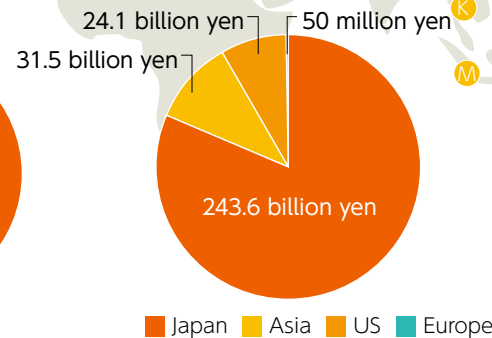
**CO<sub>2</sub> emissions**  
Non-consolidated  
**595,000t**  
(634,000 t last FY)  
Consolidated  
**684,000t**  
(729,000 t last FY)

**Paternity leave utilization rate**  
**60.4%**  
(69.7% last FY)

### No. of consolidated subsidiaries

**8** countries **17** companies  
(Overseas Offices: 2 countries, 2 locations)

### Sales by Region



- Aichi Steel Corporation**  
**Aiko Corporation**  
**Aichi Ceratec Corporation**  
**Omi Mining Co., Ltd.**  
**Aichi Techno Metal Fukaumi Co., Ltd.**  
**Aichi Steel Logistics Co., Ltd.**  
**Aichi Information System Corporation**  
**Aiko Service Co., Ltd.**  
**Asdex Corporation**
- Aichi Forge Philippines, Inc.**  
**Aichi Forge (Thailand) Co., Ltd.**  
**Shanghai Aichi Forging Co., Ltd.**  
**Shanghai Representative Office**  
**PT Aichi Forging Indonesia**  
**Aichi Korea Corporation**  
**Zhejiang Aichi and Aichi Magfine Technology (Pinghu) Co., Ltd.**  
**Zhejiang Aichi Mechanical & Electrical Co., Ltd.**  
**Aichi Forge USA, Inc.**  
**Silicon Valley Office**  
**Aichi Europe GmbH**