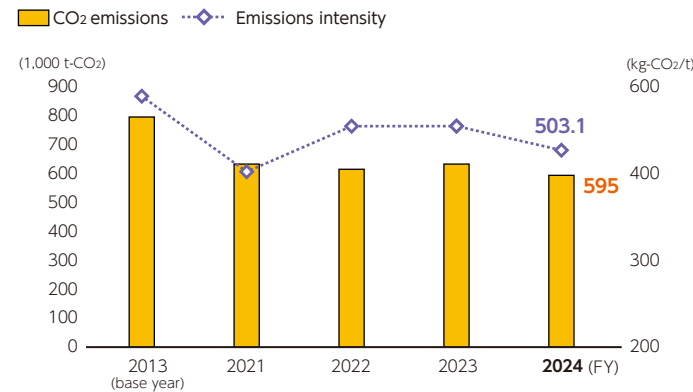


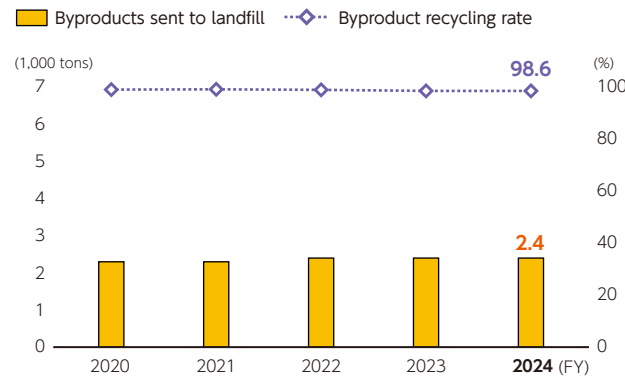
Non-Financial Highlights

CO₂ emissions and emissions intensity (non-consolidated)



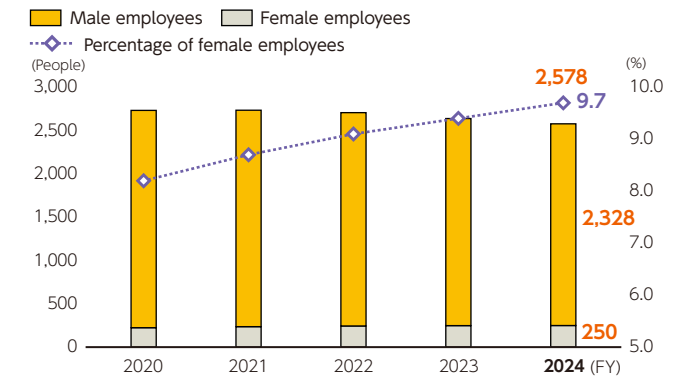
CO₂ emissions in FY2024 were significantly reduced from the previous year, down 202,000 t-CO₂ from the base year. Emissions intensity also decreased by 83.1 kg-CO₂/t compared to the base year.

Byproducts sent to landfill and byproduct recycling rate



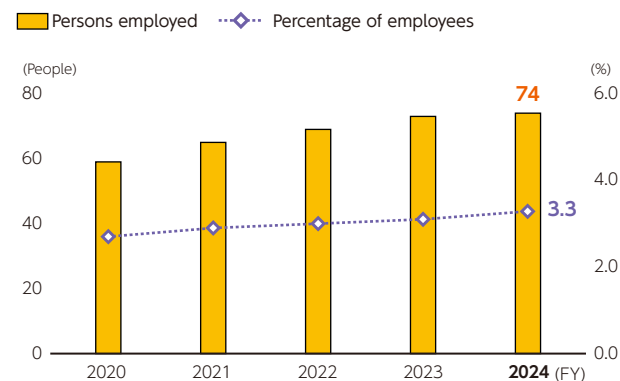
In FY2024, the by-product landfill volume was 2,400 tons and the recycling rate 98.6%, both at the same level as the previous year.

No. of employees and No. of female employees included (non-consolidated)



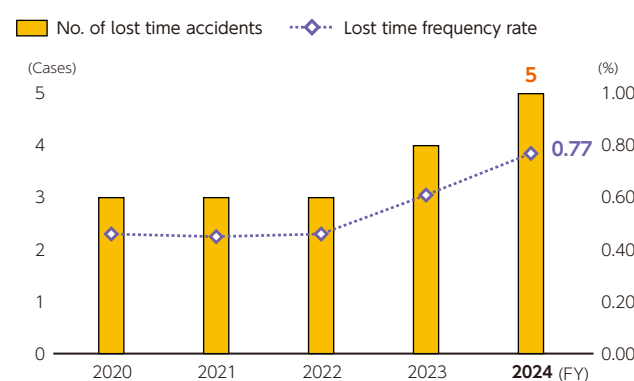
We promote the advancement of women and create workplaces where diverse personnel can shine, enabling each individual to maximize their abilities and deliver value to society.

Employees with disabilities (non-consolidated)



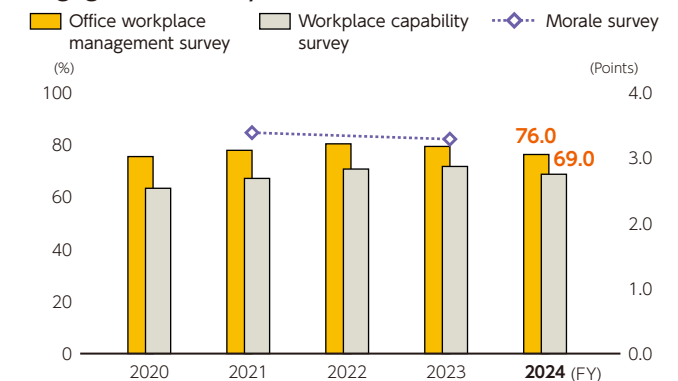
We focus on the individual characteristics and personal motivation of employees with disabilities, and have established a support system to maximize their abilities in diverse workplaces from manufacturing to administration.

No. of lost time accidents and lost time frequency rate (non-consolidated)



The number of lost time accidents in FY2024 increased by one from the previous year to five, resulting in a lost time frequency rate of 0.77%.

Rate of positive responses to employee engagement survey (non-consolidated)



We carry out various surveys of all our employees. Based on these survey results, we determine and implement the measures necessary for the entire company or individual departments and workplaces, and the effectiveness of such measures is confirmed in subsequent surveys.
Morale survey