

MAGFIT™ EX

600W/400W



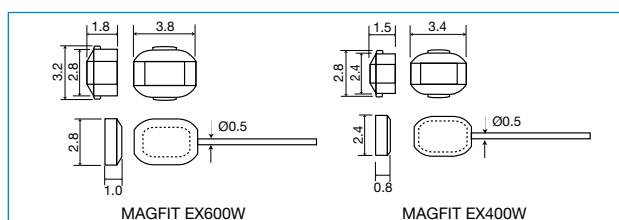
MAGFIT EX has a "sandwich type" structure with attractive forces ranging from 400 to 600gf, which is comparable to the spring method. MAGFIT EX600W is recommended for cases with regular space requirements. MAGFIT EX400W is suitable for cases with minimal space conditions as well as cases requiring lower retention.

Specifications

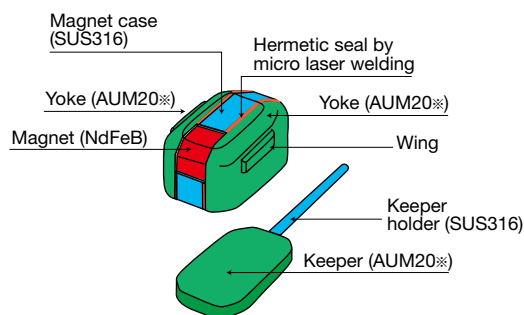
Basic Performance

	MAGFIT EX600W	MAGFIT EX400W
Attractive force (gf)	600	400
Height (mm)	1.8	1.5
Smallest diameter (mm)	3.8×2.8	3.4×2.4

Dimensions of MAGFIT EX

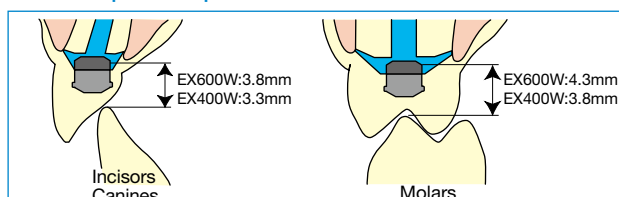


Structure and materials of MAGFIT EX



※AUM20 is our proprietary Soft Magnetic Stainless Steel.

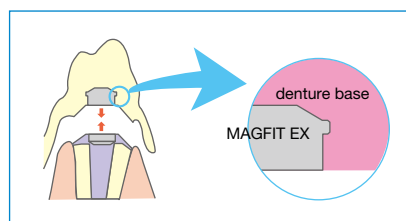
Vertical space required for MAGFIT



Reliability

Firm fixation to the denture base

The unique "wing" design on both sides of the magnetic assembly ensures firm fixation, preventing detachment problems from denture base.

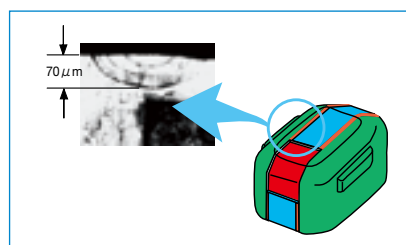


Improved fixation with unique "wing" design

No corrosion

MAGFIT EX utilizes a high grade stainless steel outer casing to encapsulate the magnetic assembly.

The seams of the cap are hermetically sealed by precision micro laser welding.



Perfect seal by micro laser welding